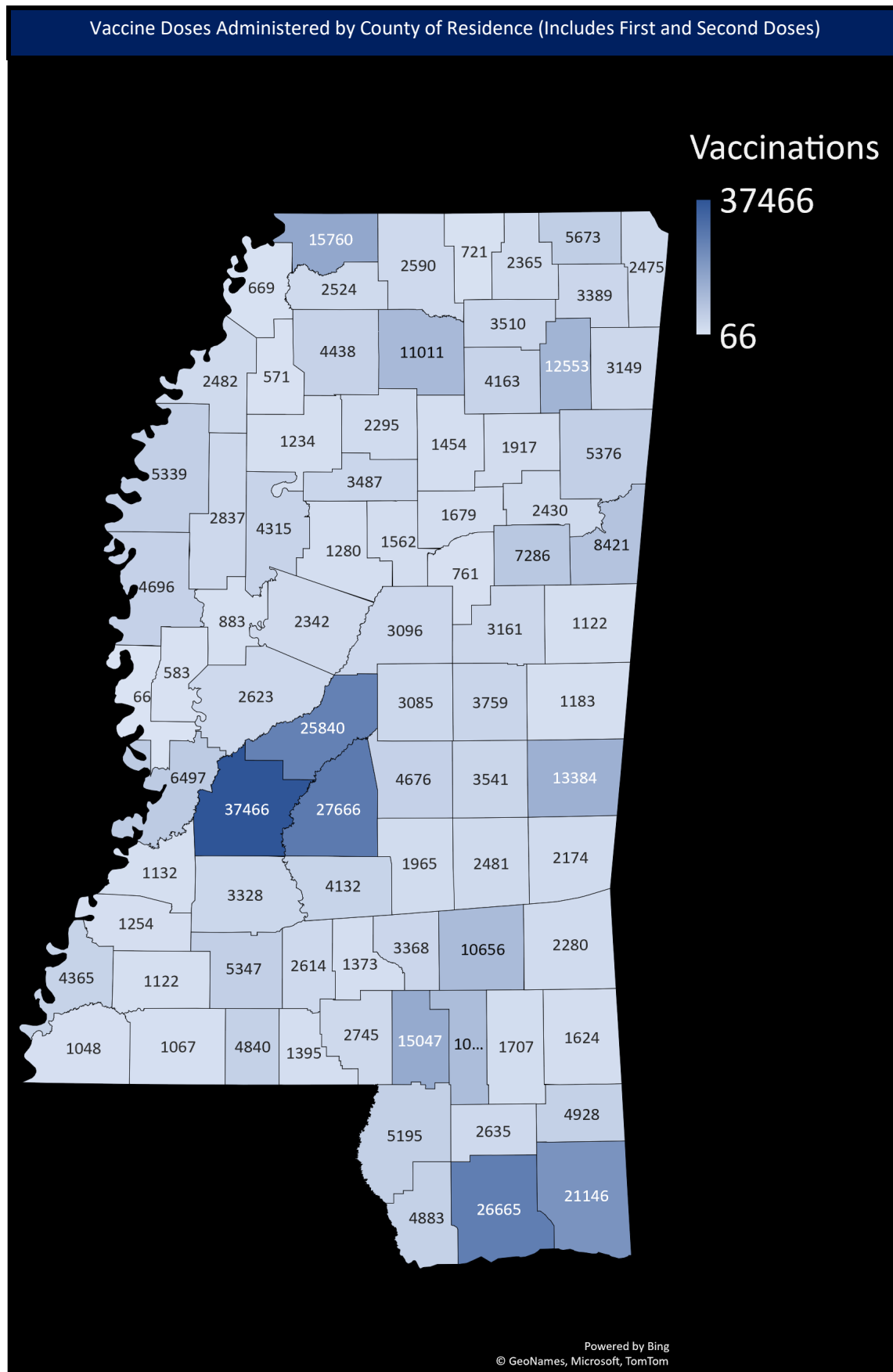


Mississippi State Department of Health COVID-19 Vaccination Reporting

Updated February 16, 2021

Vaccine providers administering COVID-19 vaccine are required to report the doses administered to the Mississippi Immunization Information Exchange (MIIX), the statewide immunization registry, within 24 hours after administration

Vaccine Doses Administered by County of Residence (Includes First and Second Doses)



Total Reported Vaccinations by Mississippi Providers

First Doses Administered	321,467
Second Doses Administered (Fully Vaccinated)	125,845
Total Doses Administered	447,312

Vaccine Doses Distributed

Fed. Pharmacy Partnership LTCF (CVS/Walgreens)	88,725
Mississippi Enrolled Providers*	601,200
Total	689,925

*includes hospitals, private clinics, and MSDH drive through clinics

Vaccine Doses Administered by Facility

Facility	First Dose	Second Dose
Hospital	76,666	49,583
Fed. Pharmacy Partnership LTCF (CVS/Walgreens)	28,043	15,652
MSDH/Drive Throughs	143,068	36,341
Clinics	70,833	23,939
Pharmacies	2,857	330

Race*

Race	First Dose	Second Dose	Vaccinations	% of Vaccinations
White	182,205	76,220	258,425	71%
Black	57,670	15,206	72,876	20%
Asian	3,721	1,513	5,234	1%
AIAN**	312	104	416	0%
Pacific Islander	163	70	233	0%
Multi-racial	49	41	90	0%
Other	18,644	5,723	24,367	7%

*Those with unknown race are excluded

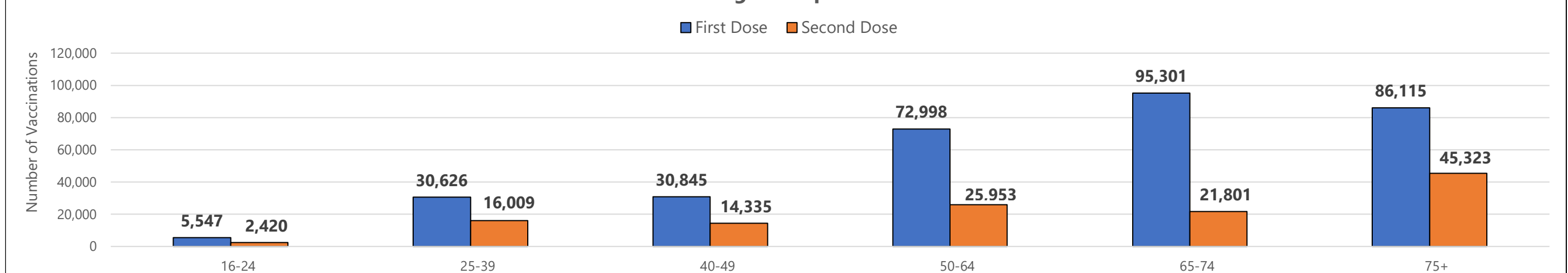
**American Indian and Alaskan Native

Ethnicity

Ethnicity	First Dose	Second Dose	Vaccinations	% of Vaccinations
Not Hispanic	284,570	110,648	395,218	88%
Hispanic	2,682	904	3,586	1%
Unknown	34,219	14,293	48,512	11%

Age Group

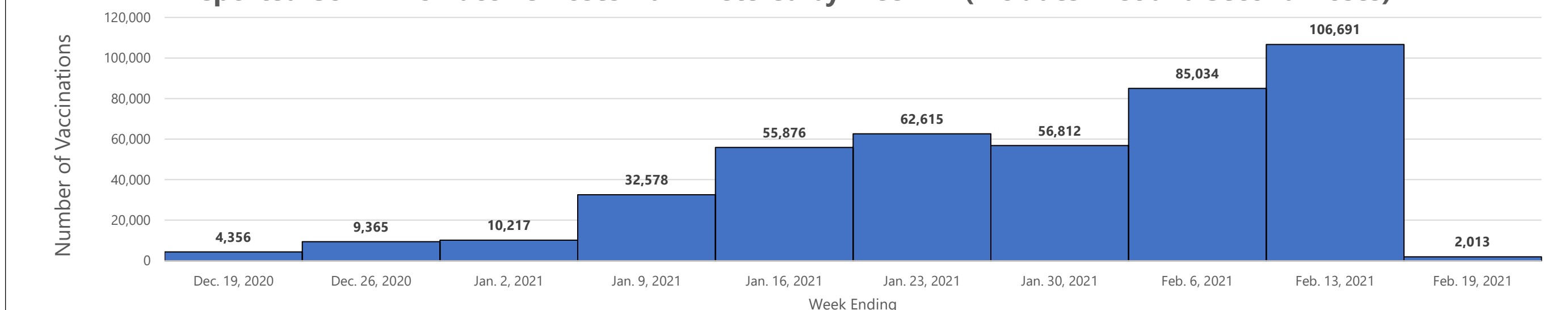
Reported First and Second COVID-19 Vaccine Doses Administered by Age Group**



**Those with unknown ages are excluded

Week

Reported COVID-19 Vaccine Doses Administered by Week*** (Includes First and Second Doses)



***Those with unknown week of vaccine administration are excluded